



### Main

Range	TeSys
Product or component type	Contacteur
Product name	TeSys K
Device short name	LC1K
Device application	Control
Contacteur application	Resistive load

### Complementary




Utilisation category	AC-1
Poles description	4P
Power pole contact composition	2 NO + 2 NC
[Ue] rated operational voltage	690 V AC 50/60 Hz for power circuit
[Ie] rated operational current	20 A ( $\leq 50^\circ\text{C}$ ) at $\leq 440$ V AC AC-1 for power circuit 16 A ( $\leq 70^\circ\text{C}$ ) at 690 V AC AC-1 for power circuit
Control circuit type	AC 50/60 Hz
[Uc] control circuit voltage	48 V AC 50/60 Hz
[Uimp] rated impulse withstand voltage	8 kV
Overvoltage category	III
[Ith] conventional free air thermal current	20 A at $\leq 50^\circ\text{C}$ for power circuit
Irms rated making capacity	110 A AC for power circuit conforming to NF C 63-110 110 A AC for power circuit conforming to IEC 60947
Rated breaking capacity	110 A at 415 V conforming to IEC 60947 110 A at 440 V conforming to IEC 60947 80 A at 500 V conforming to IEC 60947 110 A at 220...230 V conforming to IEC 60947 110 A at 380...400 V conforming to IEC 60947 70 A at 660...690 V conforming to IEC 60947
[Icw] rated short-time withstand current	20 A $\leq 50^\circ\text{C} \geq 15$ min power circuit

	90 A ≤ 50 °C 1 s power circuit 85 A ≤ 50 °C 5 s power circuit 80 A ≤ 50 °C 10 s power circuit 60 A ≤ 50 °C 30 s power circuit 45 A ≤ 50 °C 1 min power circuit 40 A ≤ 50 °C 3 min power circuit
Associated fuse rating	25 A gG at ≤ 440 V for power circuit 25 A aM for power circuit
Average impedance	3 mOhm at 50 Hz - Ith 20 A for power circuit
[Ui] rated insulation voltage	600 V for power circuit conforming to CSA C22.2 No 14 690 V for power circuit conforming to IEC 60947-4-1 600 V for power circuit conforming to UL 508
Inrush power in VA	30 VA at 20 °C
Hold-in power consumption in VA	4.5 VA at 20 °C
Heat dissipation	1.3 W
Control circuit voltage limits	0.2...0.75 Uc at ≤ 50 °C drop-out 0.8...1.15 Uc at ≤ 50 °C operational
Connections - terminals	Solder pins 1.5 x 0.9 mm
Operating rate	3600 cyc/h
Signalling circuit frequency	≤ 400 Hz
Mounting support	Printed circuit boards
Operating time	10...20 ms coil de-energisation and NO opening 5...15 ms coil energisation and NC opening 10...20 ms coil energisation and NO closing 15...25 ms coil de-energisation and NC closing
Safety reliability level	B10d = 1369863 cycles contactor with nominal load conforming to EN/ISO 13849-1 B10d = 20000000 cycles contactor with mechanical load conforming to EN/ISO 13849-1
Mechanical durability	10 Mcycles
Electrical durability	0.18 Mcycles 20 A AC-1 at Ue ≤ 440 V
Mechanical robustness	Shocks contactor closed, on X axis 10 Gn for 11 ms IEC 60068-2-27 Shocks contactor closed, on Y axis 15 Gn for 11 ms IEC 60068-2-27 Shocks contactor closed, on Z axis 15 Gn for 11 ms IEC 60068-2-27 Shocks contactor opened, on X axis 6 Gn for 11 ms IEC 60068-2-27 Shocks contactor opened, on Y axis 10 Gn for 11 ms IEC 60068-2-27 Shocks contactor opened, on Z axis 10 Gn for 11 ms IEC 60068-2-27 Vibrations contactor closed 4 Gn, 5...300 Hz IEC 60068-2-6 Vibrations contactor opened 2 Gn, 5...300 Hz IEC 60068-2-6
Height	58 mm
Width	45 mm
Depth	57 mm
Product weight	0.18 kg

## Environment

Standards	BS 5424 IEC 60947 NF C 63-110 VDE 0660
Product certifications	CSA UL
IP degree of protection	IP2x conforming to VDE 0106
Protective treatment	TC conforming to IEC 60068 TC conforming to DIN 50016
Ambient air temperature for operation	-25...50 °C
Ambient air temperature for storage	-50...80 °C
Operating altitude	2000 m without derating in temperature
Flame retardance	V1 conforming to UL 94 Requirement 2 conforming to NF F 16-101 Requirement 2 conforming to NF F 16-102

## Offer Sustainability

Sustainable offer status	Green Premium product
RoHS (date code: YYWW)	Compliant - since 0640 - Schneider Electric declaration of conformity  <a href="#">Schneider Electric declaration of conformity</a>
REACH	Reference not containing SVHC above the threshold <a href="#">Reference not containing SVHC above the threshold</a>
Product environmental profile	Available  <a href="#">Product environmental</a>
Product end of life instructions	Available  <a href="#">End of life manual</a>

## Contractual warranty

Warranty period	18 months
-----------------	-----------